



# Primo VE Configuration

Online Dakota Information Network (ODIN)

Tuesday, February 18, 2020

Presented by Russell Thompson, Sr. Implementation Consultant



- Tour of Primo VE
- Configuration Options
- Primo VE Resources
- Next Steps
- Questions



# Tour of Primo VE

**Important note: The display screens used in this presentation are standard Primo VE screens- although they may lack the specific logo, branding, or display elements of any specific ODIN institution.**


# Basic Search

The screenshot shows the ExLibris Basic Search page. At the top left is the ExLibris logo. A navigation bar contains links for LIBRARY SEARCH, JOURNAL SEARCH, BROWSE, DATABASE SEARCH, NEWSPAPERS, TAGS, and a menu icon. On the right of the navigation bar are icons for a refresh button, a pin icon, and a 'Sign in' link. Below the navigation bar is a large search input field with the placeholder text 'Search anything' and a magnifying glass icon. To the right of the search field is a link for 'ADVANCED SEARCH'. Below the search field are two columns of help text. The left column is titled 'How does this work?' and contains two paragraphs of text and a bulleted list of features. The right column has two sections: 'Where can I get help?' with a link to 'Ask a librarian how to start your search', and 'Questions? Comments?' with a link to 'Let us know what you think!'.

ExLibris

LIBRARY SEARCH JOURNAL SEARCH BROWSE DATABASE SEARCH NEWSPAPERS TAGS ...

Sign in

Search anything  ADVANCED SEARCH

### How does this work?

Primo provides simple, one-stop searching for books and e-books, videos, articles, digital media, and more.

Primo also helps you manage your research. Sign-in in order to:

- Renew books and videos
- Create favorites lists
- Export citations to Refworks and Endnote Web
- View full search results. (Some databases, only show results when you're signed in.)

### Where can I get help?

[Ask a librarian how to start your search](#)

### Questions? Comments?

[Let us know what you think!](#)

Basic Search page searches the default scope: for example, the local library catalog.

# Primo VE Discovery Search Scopes

The Primo VE Discovery UI (User Interface) is also called a FE (Front End) or "View". So it may formally be known as a Primo VE Discovery FE UI View, which is accessed via a URL which you link to in your web browser.

This UI "View" has been set up with various "Search Profile Slots", which are essentially sets of records accessible to Primo VE via defined "Scope values". The search profiles which have been set up in the Primo VE Discovery FE UI View initially may be:

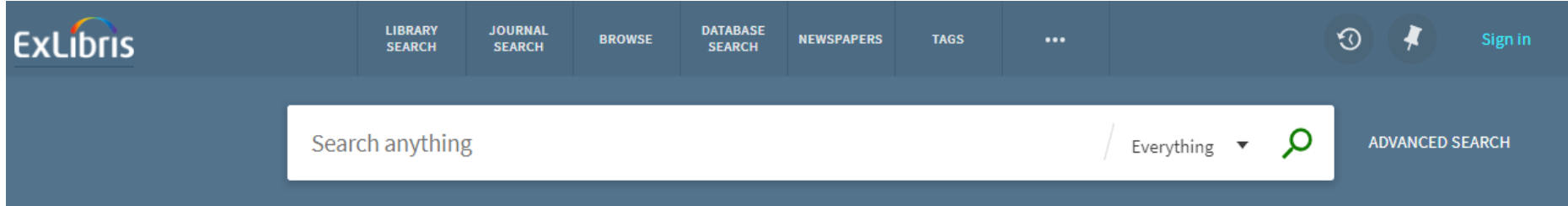
- **Everything:** includes all Alma IZ institutional catalog records and your Central Index profile
- **Library Catalog:** includes all Alma IZ institutional catalog records only
- **Articles:** includes all records within your Central Index profile
- **Discovery Network:** All records in the Discovery Network [Alma NZ physical items, IZ electronic and IZ digital]
- **Course Reserves:** – includes only Alma catalog records populated with Alma Course Reserve data fields (**may be turned off**)

# Basic Search - Search Scope Slots

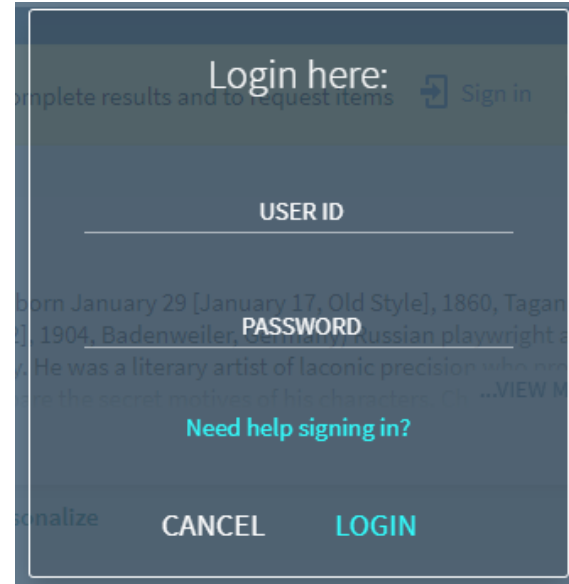
The screenshot shows the Lake Region State College search interface. The top navigation bar includes the college logo and several search options: JOURNAL SEARCH, LIBRARY SEARCH, FETCH ITEM, BROWSE SEARCH, and COLLECTION DISCOVERY. On the right side of the navigation bar, there are icons for a refresh button, a pushpin, and links for 'Sign in' and 'Menu'. A search input field is active, containing the text 'cats'. To the right of the input field are icons for a close button (X), a microphone, and a magnifying glass. Below the search input field, a dropdown menu is displayed, listing search scope options: 'cats Everything', 'cats Library Catalog', 'cats Articles', and 'cats Discovery Network'. To the right of the dropdown menu, the text 'ADVANCED SEARCH' is visible. Below the search input field, there is a section of text that reads: 'books, videos, articles, digital media, and more. Primo also helps you manage your research. Sign-in in order to:'. Below this text is a bulleted list of features: 'Renew books and videos', 'Create favoriets lists', 'Export citations to Refworks and Endnote Web', and 'View full search results. (Some databases, only show results when you're signed in.)'.

Start typing to expose other search scope options such as Discovery Network.

# User Login



Alma internal users may log in now. When external authentication is added for Alma, it will also be added for Primo VE. Users can log in to save citations and see My Library Card features (Loans, Requests, Fines, Blocks).





## Primo VE Search Results



# Primo VE Search Results – sample search

ExLibris

LIBRARY SEARCH JOURNAL SEARCH TAGS ILL REQUEST FETCH ITEM BROWSE SEARCH

rain X Everything ADVANCED SEARCH

Sign in to get complete results and to request items Sign in X DISMISS

PAGE 1 34,981 Results Personalize

1 BOOK  
**Acid rain**  
Lucas, Eileen.  
1991  
Available at Main Library Juvenile Education Collection (TD195.44 .L83 1991) >

2 ARTICLE / multiple sources exist. see all  
**Rain**  
J. Peterson  
Interdisciplinary Studies in Literature and Environment, pp.255-255  
PEER REVIEWED

Tweak your results

Expand My Results

Sort by Relevance

Availability

Available online

Peer-reviewed Journals

Open Access

Held by library

Subject

Author/Creator

Search Scope

Main Menu options

Results

Page Counter

Actions (Send To) options for each record

Sort

Facets



## Results Page

# Results Page

The screenshot shows the ExLibris search results page for the query "cats". The page features a dark blue header with the ExLibris logo and navigation links: JOURNAL SEARCH, TAGS, LIBRARY SEARCH, ILL REQUEST, FETCH ITEM, BROWSE SEARCH, and a menu icon. A search bar contains the text "cats" and a magnifying glass icon. To the right of the search bar is a "Library Catalog" dropdown and an "ADVANCED SEARCH" link. Below the search bar is a yellow banner with the text "Sign in to get complete results and to request items" and a "Sign in" button, followed by a "DISMISS" button. The main content area is divided into two columns. The left column displays a list of search results, numbered 1 through 4. Each result includes a book cover, the title, author, and publication year. The right column is titled "Tweak your results" and contains a list of facets: Sort by (set to Relevance), Availability (with sub-options: Available online, Held by library), Subject, Author/Creator, Library, Other Libraries, Institution, Location, Resource Type, Creation Date, and Language. A "PAGE 1" indicator is visible in the bottom left corner of the results area.

PAGE 1 495 Results

1 **Cats**  
BOOK  
**Cats**  
Hawksley, Gerald.; Hawksley, Julie.  
c1989  
Available at Aiken Technical College Library ATC Juvenile (PZ10.3.H3 .C3 1989) >

2 **Scientific and humane issues in the use of random source dogs and cats in research**  
BOOK  
**Scientific and humane issues in the use of random source dogs and cats in research**  
Institute for Laboratory Animal Research (U.S.). Committee on Scientific and Humane Issues in the Use of Random Source Dogs and Cats in Research.; National Research Council (U.S.). Institute for Laboratory Animal Research Council.  
c2009  
Available Online >

3 **Exotic cats**  
BOOK  
**Exotic cats**  
Stone, Lynn.  
2013  
Available Online >

4 **101 amazing facts about cats**  
BOOK  
**101 amazing facts about cats**  
Goldstein, Jack.  
2013  
Available Online >

Tweak your results

Sort by Relevance ▾

Availability ▲  
Available online  
Held by library

Subject ▾

Author/Creator ▾

Library ▾

Other Libraries ▾

Institution ▾

Location ▾

Resource Type ▾

Creation Date ▾

Language ▾

Result page opens up the scope options. Facets are displayed on the right by default, and can be moved to the left.

# Results Page – Scopes

The screenshot shows a library search interface. At the top left is the Lake Region State College logo. A navigation bar contains links for JOURNAL SEARCH, LIBRARY SEARCH, FETCH ITEM, BROWSE SEARCH, and COLLECTION DISCOVERY. On the right of the navigation bar are icons for a refresh button, a pin, and links for 'Sign in' and 'Menu'. Below the navigation bar is a search input field containing the text 'cats'. A dropdown menu is open from the search field, listing four options: 'Everything', 'Library Catalog', 'Articles', and 'Discovery Network'. To the right of the search field is a magnifying glass icon and the text 'ADVANCED SEARCH'. Below the search field is a yellow banner with the text 'Sign in to get complete results and to request items' and a right-pointing arrow icon. Below the banner, there is a status bar showing '0 selected', 'PAGE 1', '91 Results', and a 'Personalize' toggle switch. The main results area displays two book entries. The first entry is 'Clones, cats, and chemicals thinking scientifically about controversial issues' by Slesnick, Irwin L., published in 2004, with a link to 'Available Online'. The second entry is 'Managing people is like herding cats' by Bennis, Warren G.; NetLibrary, Inc., published in c1997, also with a link to 'Available Online'. On the right side of the results area, there is a 'Tweak your results' section with options for 'Expand My Results', 'Sort by Relevance', 'Availability' (set to 'Held by library' and 'Available online'), and 'Subject'. A 'PAGE 1' indicator is visible on the left side of the results area.

Choose a new scope from the dropdown.

# Results Page – Sort and Facets

ExLibris LIBRARY SEARCH JOURNAL SEARCH TAGS ILL REQUEST FETCH ITEM BROWSE SEARCH

rain X / Everything ADVANCED SEARCH

Sign in to get complete results and to request items Sign in DISMISS

PAGE 1 34,981 Results Personalize

Tweak your results

Expand My Results

**Sort by** Relevance

**Availability**

- Available online
- Peer-reviewed Journals
- Open Access
- Held by library

**Subject**

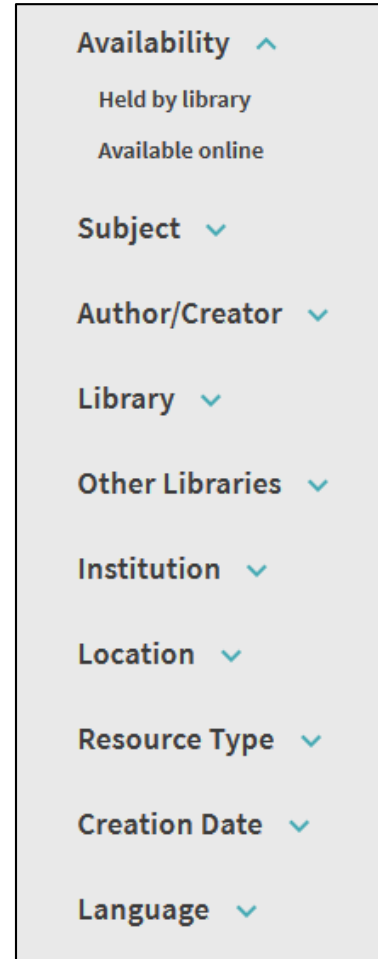
1 **Acid rain**  
Lucas, Eileen.  
1991  
Available at Main Library Juvenile Education Collection (TD195.44 .L83 1991)

2 **Rain**  
J. Peterson  
Interdisciplinary Studies in Literature and Environment, 2002, Vol.9(2), pp.255-255  
PEER REVIEWED  
Available Online

PAGE 1

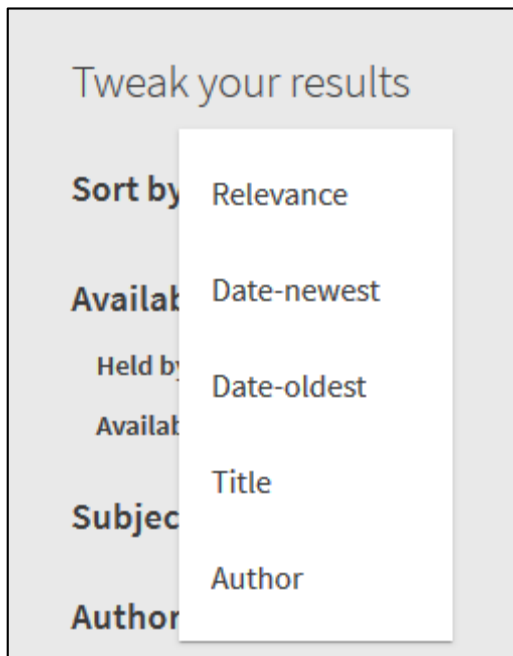
# Results Page – Facets

- Availability
  - Held by library, Available online
- Subject
- Author/Creator
- Library (Alma only)
- Other Libraries (Alma only)
- Institution
- Location
- Resource Type
- Creation Date
- Language



A screenshot of a search results page facet menu. The menu is a vertical list of facets, each with a dropdown arrow. The facets are: Availability (with an upward arrow), Subject (with a downward arrow), Author/Creator (with a downward arrow), Library (with a downward arrow), Other Libraries (with a downward arrow), Institution (with a downward arrow), Location (with a downward arrow), Resource Type (with a downward arrow), Creation Date (with a downward arrow), and Language (with a downward arrow). The 'Availability' facet is expanded, showing two sub-items: 'Held by library' and 'Available online'.

# Expand Results and Sort



## Sort by

- Relevance
  - Based on Primo VE ranking algorithm
- Date-newest
- Date-oldest
- Title
- Author

# Brief Result - Actions (Send To) options

Click the ellipsis to expand the single result for Send To options. Or use the pin icon to tag the item as a favorite. Sign in to save for future sessions.

The screenshot shows two instances of a search result for a book titled "Acid rain and transported air pollutants : implications for public policy" by the United States Congress Office of Technology Assessment, published in 1985. The top instance shows the result with a three-dot menu icon in the top right corner. A red arrow points from this menu icon down to the bottom instance, where the menu is expanded to show several options: EXPORT BIBTEX, EXPORT RIS, EASYBIB, ENDNOTE, REFWORKS, PRINT, CITATION, PERMALINK, and EMAIL. The bottom instance also shows a pin icon in the top right corner of the result area.

3 **BOOK**  
Acid rain and transported air pollutants : implications for public policy  
United States. Congress. Office of Technology Assessment.  
1985  
 Available at Main Library Stacks (TD196.A25 A2823 1985) >

3 **BOOK**  
Acid rain and transported air pollutants : implications for public policy  
United States. Congress. Office of Technology Assessment.  
1985  
 Available at Main Library Stacks (TD196.A25 A2823 1985) >

EXPORT BIBTEX EXPORT RIS EASYBIB ENDNOTE REFWORKS PRINT CITATION PERMALINK EMAIL



# Detailed Result - Physical Resources

For Physical Resources (print) items from Alma, there are six sections: the brief citation, Send To, Get It, Details, Virtual Browse, and Links. The Get It section is pulling directly from Alma, and borrowing options are included when the user is signed in to Primo VE.

The screenshot shows a Primo VE record for a book. On the left is a vertical navigation menu with links for TOP, SEND TO, GET IT, DETAILS, TAGS, VIRTUAL BROWSE, and LINKS. The main content area includes a book cover thumbnail, a title 'Acid rain and transported air pollutants : implications for public policy', author 'United States. Congress. Office of Technology Assessment.', and year '1985'. Below this is a location indicator 'Available at Main Library Stacks (TD196.A25 A2823 1985)'. The 'Send to' section contains icons for EXPORT BIBTEX, EXPORT RIS, EASYBIB, ENDNOTE, REFWORKS, PRINT, CITATION, PERMALINK, and EMAIL. The 'Get It' section features a yellow banner with the text 'Please sign in to check if there are any request options.' and a 'Sign in' button. Below that, the 'LOCATION ITEMS' section shows 'Main Library Available, Stacks TD196.A25 A2823 1985 (1 copy, 1 available, 0 requests)' with a refresh icon. A dropdown menu is open showing 'Item in place' and 'Loanable' options.

# Detailed Result - Electronic

For Electronic items, there are five sections: the brief citation, Send To, View Online, Details, and Links. The View Online section is using the Alma Link Resolver to link to the full text.



The screenshot shows a library catalog record for a book. On the left is a vertical sidebar with navigation links: TOP, SEND TO, VIEW ONLINE, DETAILS, TAGS, and LINKS. The main content area displays the book's cover, title, author, and year. Below this is a 'Send to' section with various export and action icons. The 'View Online' section is highlighted, showing a full-text availability link to Elsevier ScienceDirect.

**BOOK**  
**Disaster recovery for archives, libraries and records management systems in Australia and New Zealand**  
Doig, Judith.  
1997  
[Available Online >](#)

**SEND TO**

EXPORT BIBTEX EXPORT RIS EASYBIB ENDNOTE REFWORKS PRINT CITATION PER >

**VIEW ONLINE**  
View Online  
Full text availability  
Elsevier ScienceDirect eBook - Information Management pre-2008

# Detailed Result - Get It Section

Provides the following information for each print (P) resource:

- Locations where the title can be found
- Availability of the title
- Request options

The screenshot shows a library catalog record for the book "Acid rain and transported air pollutants : implications for public health in the United States." The record includes a book cover, title, author (United States. Congress. Office of Technology Assessment, 1985), and availability information: "Available at Main Library Stacks (TD196.A25 A2823 1985)".

The "Get It" section is highlighted with a blue callout box. The callout text reads: "Once signed in, user can place a request using options which will display after 'Request Options'".

The "Get It" section contains a yellow banner with the text: "Please sign in to check if there are any request options." and a "Sign in" button. Below the banner, the "LOCATION ITEMS" section shows "Main Library Available, Stacks TD196.A25 A2823 1985 (1 copy, 1 available, 0 requests)". A dropdown menu is open, showing "Item in place" and "Loanable".

# Detailed Result - View Online Section

- Provides access to electronic (E) and digital (D) material
- Resources are listed for the user to select

The “View Online” section takes the user to the Alma Link Resolver resources which can deliver the full text

**BOOK**  
**Disaster recovery for archives, libraries and records management systems in Australia and New Zealand**  
Doig, Judith.  
1997  
[Available Online >](#)

TOP  
SEND TO  
**VIEW ONLINE**  
DETAILS  
TAGS  
LINKS

Send to

EXPORT BIBTEX EXPORT RIS EASYBIB EASYPDF REWORKS PRINT CITATION PER >

View Online

Full text availability

Elsevier ScienceDirect eBook - Information Management pre-2008

# Detailed Result - Virtual Browse Section

TOP

SEND TO

GET IT

DETAILS

**VIRTUAL BROWSE**

LINKS



BOOK

**Acid rain and transported air pollutants : implications for public policy**

United States. Congress. Office of Technology Assessment.

1985

Available at Main Library Stacks (TD196.A25 A2823 1985) >



Virtual Browse is a book cover display of the bookshelf for Alma records, similar to the BROWSE function for call number browse.

Virtual Browse

< What price? and mining in Burma ... 2007

Environmental Impacts of Wind-Energy Projects ... 2007

Acid rain 1991

Acid rain and transported air pollutants : implications for public ... 1985

Mercury from gold and silver mining : a chemical time bomb? ... 1998

Handbook of environmental data on organic chemicals ... 2008 >

# Advanced Search

The screenshot shows the ExLibris Advanced Search interface. At the top, there is a navigation bar with the ExLibris logo and several menu items: LIBRARY SEARCH, JOURNAL SEARCH, TAGS, ILL REQUEST, FETCH ITEM, and BROWSE SEARCH. On the right side of the navigation bar, there are icons for a clock, a pin, and a 'Sign in' button, along with a 'Menu' dropdown arrow.

The main search area features a 'Search for:' section with three radio buttons: 'Library Catalog' (selected), 'Everything', and 'Articles'. A blue callout bubble points to these buttons with the text: 'Search Scope may be changed using the radio buttons'. Below this, there are two search criteria rows. The first row has 'Any field' and 'contains' dropdowns. The second row has 'AND' and 'Any field' and 'contains' dropdowns. A red box highlights the 'Any field' dropdown menu, which is open and shows the following options: 'Any field', 'Title', 'Author/Creator', 'Subject', and 'ISBN'. Another red box highlights the 'Everything' radio button, which is also highlighted in the main search area. To the right of the search criteria, there are several filter sections: 'Material Type' (All items), 'Language' (Any language), 'Start Date' (Day, Month, Year), and 'End Date' (Day, Month, Year). A red box highlights the 'Everything' radio button in this section, which is also highlighted in the main search area.

# Main Menu – Journal Search

Journal Search

water soil

x



Sign in to get complete results and to

5 Results

1



JOURNAL

**Journal of soil and water conservation (Online)**

Soil Conservation Society of America.

1946

[Available Online](#)

2



JOURNAL

**Soil Sediment & Water**

[Available Online](#)

If an electronic journal also has physical holdings, then you can click “Available at” to get a list of physical print locations.

Clicking the “Available Online” takes you to the Alma Link Resolver resources which can deliver the full text for this journal record.

# Main Menu – Fetch Item (Citation Linker)

ExLibris

LIBRARY SEARCH JOURNAL SEARCH BROWSE DATABASE SEARCH NEWSPAPERS TAGS ...

## Fetch item (Citation Linker)

Find a specific journal article, journal or book by citation information.  
For best results, include a title, ISSN, ISBN, DOI or PMID.

Article  Book  Journal

Article Title \_\_\_\_\_ Journal Title \_\_\_\_\_

Year \_\_\_\_\_ Month ▾ Day ▾

Volume \_\_\_\_\_ Issue \_\_\_\_\_

Start Page \_\_\_\_\_ End Page \_\_\_\_\_

ISSN \_\_\_\_\_ DOI \_\_\_\_\_ PMID \_\_\_\_\_

Author Last Name \_\_\_\_\_ Author First Name \_\_\_\_\_ Author Initials \_\_\_\_\_

Publisher \_\_\_\_\_ Publication Date \_\_\_\_\_

↻ RESET

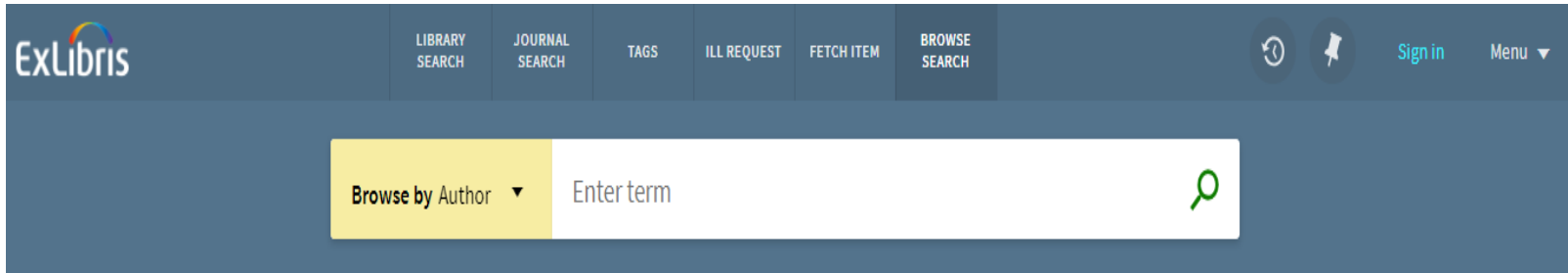
➤ SUBMIT

- A user can enter an exact citation, check to find if you have access, and link to it through the Alma link resolver.
- Citation Linker may be renamed or removed.



# Browse Search

Important note! : Browse searching (author, title, subject, call number) only applies for Alma data.



# Browse Search - Result

Browse by Subject ▾	
rain	
Railroads West (U.S.) History.	1 record
Rain and rainfall.	1 record
Rain and rainfall Fiction.	1 record

Browse by Author ▾	
bradford	
Bradenbaugh, Jerry	1 record
Bradford, Curtis Baker, 1911-1969.	1 record
Bradford, Ed	1 record



# Discovery Configuration Options

# Page Structure – Primo VE Discovery Home Page

The screenshot shows the Primo VE Discovery Home Page interface. At the top, there is a navigation bar with the ExLibris logo on the left and links for JOURNAL SEARCH, TAGS, LIBRARY SEARCH, ILL REQUEST, and a menu icon. On the right of the navigation bar, there are icons for a refresh button, a pin, and a user profile labeled 'Guest ENGLISH'. Below the navigation bar is a search bar with the placeholder text 'Search anything' and a magnifying glass icon. To the right of the search bar is a link for 'ADVANCED SEARCH'. The main content area is divided into several sections. On the left, there is a large layout card titled 'How does this work?' which contains text about Primo's services and a list of features. On the right, there are two smaller layout cards: one titled 'Where can I get help?' with a link to 'Ask a librarian' and another titled 'Questions? Comments?' with a link to 'Let us know what you think'. A dark blue callout box at the bottom right of the screenshot contains the text: 'The layout cards on the homepage are managed by a single html page'.

ExLibris Logo

JOURNAL SEARCH TAGS LIBRARY SEARCH ILL REQUEST ...

Guest ENGLISH

Search anything

ADVANCED SEARCH

How does this work?

Primo provides simple, one-stop searching for books and e-books, videos, articles, digital media, and more.

Primo also helps you manage your research. Sign-in in order to:

- Renew books and videos
- Create favorites lists
- Export citations to Refworks and Endnote Web
- View full search results. (Some databases, only show results when you're signed in.)

Where can I get help?

[Ask a librarian](#) how to start your search

Questions? Comments?

[Let us know what you think](#)

The layout cards on the homepage are managed by a single html page

Home Page structure – where the main entry screen has information present from the customized “library-logo.png” and “home\_en.html” files displaying on the entry screen.

# Page Structure – Primo VE Discovery Configuration Options

- The default Discovery Home page comes with some branding work applied
- ODIN supplied customization packages which were added to the default views to enhance the the landing home page and UI display
- ODIN institutions will be able to –
  - Adjust Search Scopes names, order, contents
  - Edit results page facets and sections
  - Change landing page content, header links and link navigation
  - Change/update your logo as needed
  - Change colors of text, or pages via CSS or Primo VE Discovery configuration settings
  - Maintain CSS and HTML files: By using the UI customization Package Manager within Primo VE Discovery Configuration

# Primo VE – UI customization Package Manager utility

- An example display of the Alma/Primo VE Discovery View Configuration screen to download or load the “institution package” containing a full subdirectory schema with CSS and HTML files.

< View Configuration Back Save

01ODIN\_LRJ:lrj ▼

**View Name** lrj

General Links Menu Search Profile Slots Advanced Search Configuration Brief Results Brief Record Display Full Record Services **Manage Customization Package**

Create Customization Package ▼

[Go to Primo Studio](#) ↗

Download Package ▼

Template View Customization Package	Download
Current View Customization Package	Download
Download Central Customization Package	Download

Upload Package ▼

Customization Package

Upload Logo ▼

Upload Logo File	<input type="text"/> <input type="button" value="Upload"/>
Logo Clickable URL	<input type="text"/> ⓘ

# Basic Search – Configuration Options

Ex Libris implements a default search box, which may include some of the following search scopes:

- **Everything:** includes all Alma IZ institutional catalog records and your Central Index profile
- **Library Catalog:** includes all Alma IZ institutional catalog records only
- **Articles:** includes all records within your Central Index profile
- **Discovery Network:** All records in the Discovery Network [Alma NZ physical items, IZ electronic and IZ digital]
- **Course Reserves:** – includes only Alma catalog records populated with Alma Course Reserve data fields (**may be turned off**)

ODIN institutions can make changes to their Discovery configuration:

- Add, reconfigure, re-label these scopes
- Modify the Send to options

# Advanced Search – Configuration Options

- Advanced Search includes:
  - Pre-filters (Material Type, Language, Start Date, and End Date)

Material Type  
All items ▼

Language  
Any language ▼


Start Date:  
Day ▼ Month ▼ Year

End Date:  
Day ▼ Month ▼ Year

Search for:  Everything  Library Catalog  Articles  Course Reserves

- Relevant course fields added to search bars in the Course Reserves search option (Course name, Instructor, ID and department) (**may be turned off if not used**)

Subject

Course Instructor 

Course ID

Course Name

Course Department Name



# Facets – Configuration Options

- ODIN institutions can make changes in their Discovery configurations:
  - Remove/reorder facets
  - Change facet headers (i.e. Author/Creator to Author, etc.)
  - Control the number of results to display in each facet (defaults to 0, with a collapsed menu)
  - Different search scopes can have different facets.

# Brief Results - Configuration Options

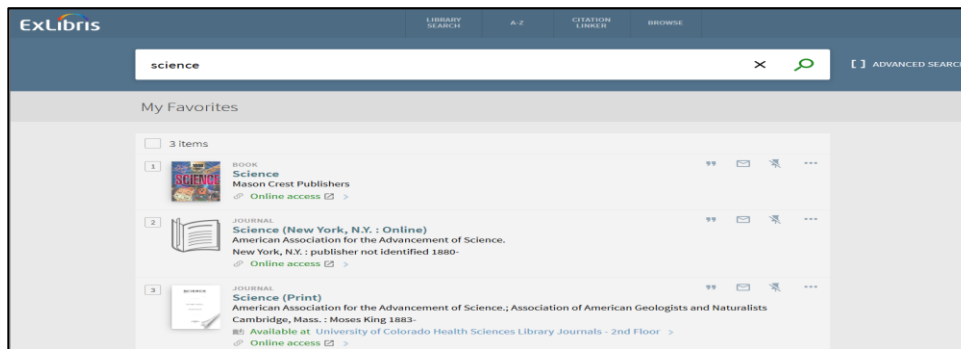
- ODIN institutions can make changes directly via the Primo VE Discovery Configuration:
  - Relabel sections
  - Modify the Send to options
  - Add or adjust fields for display in Details section

# Browse Search – Configuration Options

- Default configuration: Ex Libris implements browse for testing, which may include:
  - Implement default browse search
    - By Author
    - By Title
    - By Subject
    - By Library of Congress call numbers (where call number indicator is '0')
- Your options:
  - Determine if you want to disable browse search
  - Request other available call number browse lists turned on
    - By Dewey call numbers (where call number indicator is '1')
    - By SUDOC call numbers (where call number indicator is '3')
    - By call number (where call number indicator is <blank>, <missing> or '8')

# Favorites and My Library Card

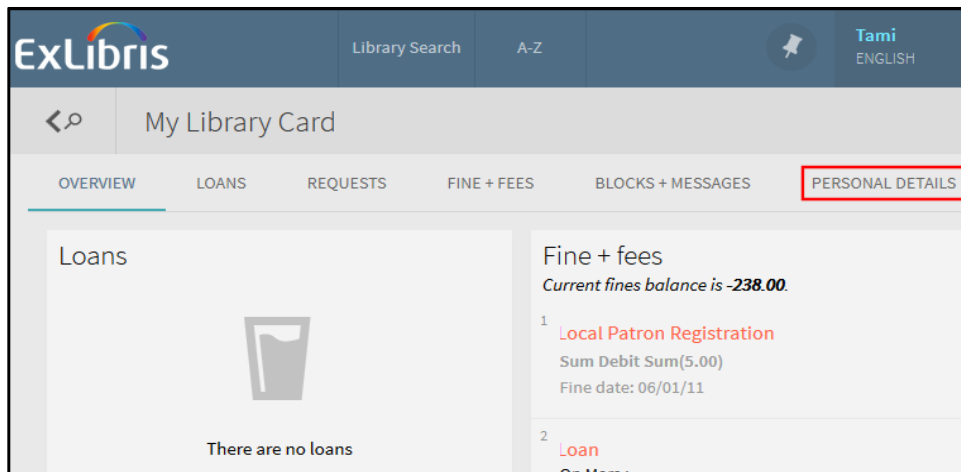
## Favorites



The screenshot shows the ExLibris search interface. At the top, there is a search bar with the word "science" entered. Below the search bar, the "My Favorites" section is displayed, containing a list of 3 items:

- 1. **BOOK**  
**Science**  
Mason Crest Publishers  
Online access >
- 2. **JOURNAL**  
**Science (New York, N.Y. : Online)**  
American Association for the Advancement of Science.  
New York, N.Y. : publisher not identified 1880-  
Online access >
- 3. **JOURNAL**  
**Science (Print)**  
American Association for the Advancement of Science.; Association of American Geologists and Naturalists  
Cambridge, Mass. : Moses King 1883  
Available at University of Colorado Health Sciences Library Journals - 2nd Floor >  
Online access >

## My Library Card



The screenshot shows the "My Library Card" page in the ExLibris system. The page has a navigation bar with tabs: OVERVIEW, LOANS, REQUESTS, FINE + FEES, BLOCKS + MESSAGES, and PERSONAL DETAILS (which is highlighted with a red box). The main content area is divided into two sections:

- Loans**: A section with a glass icon and the text "There are no loans".
- Fine + fees**: A section showing the current fines balance as **-238.00**. It lists two items:
  - 1. **Local Patron Registration**  
Sum Debit Sum(5.00)  
Fine date: 06/01/11
  - 2. **Loan**  
On Mar 11



# Primo VE Discovery UI - Resources

# Primo VE Resources – Starting points

Documentation:

[https://knowledge.exlibrisgroup.com/Primo/Product\\_Documentation/020Primo\\_VE](https://knowledge.exlibrisgroup.com/Primo/Product_Documentation/020Primo_VE)

Training Videos:

[https://knowledge.exlibrisgroup.com/Primo/Training/Primo\\_VE\\_Training](https://knowledge.exlibrisgroup.com/Primo/Training/Primo_VE_Training)

Release Notes:

[https://knowledge.exlibrisgroup.com/Primo/Release\\_Notes/002Primo\\_VE](https://knowledge.exlibrisgroup.com/Primo/Release_Notes/002Primo_VE)

# Primo VE UI – Useful links for general information

"Getting Started with Primo VE"

[https://knowledge.exlibrisgroup.com/Primo/Product\\_Documentation/020Primo\\_VE/004Getting\\_Started\\_with\\_Primo\\_VE](https://knowledge.exlibrisgroup.com/Primo/Product_Documentation/020Primo_VE/004Getting_Started_with_Primo_VE)

"Frequently Asked Questions for Primo VE"

[https://knowledge.exlibrisgroup.com/Primo/Product\\_Documentation/020Primo\\_VE/005FAQs](https://knowledge.exlibrisgroup.com/Primo/Product_Documentation/020Primo_VE/005FAQs)

"Release and Maintenance Schedule" – applies to Primo VE

[https://knowledge.exlibrisgroup.com/Alma/Release\\_Notes/Release\\_and\\_Maintenance\\_Schedule](https://knowledge.exlibrisgroup.com/Alma/Release_Notes/Release_and_Maintenance_Schedule)

"Primo VE Training" - online trainings

[https://knowledge.exlibrisgroup.com/Primo/Training/Primo\\_VE\\_Training](https://knowledge.exlibrisgroup.com/Primo/Training/Primo_VE_Training)

"Primo VE Release Notes" (**check these with every release!**)

[https://knowledge.exlibrisgroup.com/Primo/Release\\_Notes/002Primo\\_VE](https://knowledge.exlibrisgroup.com/Primo/Release_Notes/002Primo_VE)

# Primo VE UI – Some useful specific resource links

"Configuring the User Interface" - **how to download or load a css/html package**  
[https://knowledge.exlibrisgroup.com/Primo/Training/Primo\\_VE\\_Training/Intro\\_to\\_Primo\\_VE/Intro\\_to\\_Primo\\_VE\\_-\\_English/Configuring\\_the\\_User\\_Interface](https://knowledge.exlibrisgroup.com/Primo/Training/Primo_VE_Training/Intro_to_Primo_VE/Intro_to_Primo_VE_-_English/Configuring_the_User_Interface)

"Primo VE Customization - Best Practices" - **getting started with css/html, logos, icons, images, and more**  
[https://knowledge.exlibrisgroup.com/Primo/Product\\_Documentation/020Primo\\_VE/008Primo\\_VE\\_User\\_Interface/010Primo\\_VE\\_Customization\\_-\\_Best\\_Practices](https://knowledge.exlibrisgroup.com/Primo/Product_Documentation/020Primo_VE/008Primo_VE_User_Interface/010Primo_VE_Customization_-_Best_Practices)

"Primo Studio for Primo VE"  
[https://knowledge.exlibrisgroup.com/Primo/Product\\_Documentation/020Primo\\_VE/008Primo\\_VE\\_User\\_Interface/Primo\\_Studio\\_for\\_Primo\\_VE](https://knowledge.exlibrisgroup.com/Primo/Product_Documentation/020Primo_VE/008Primo_VE_User_Interface/Primo_Studio_for_Primo_VE)

"Mapping to the Display, Facets, and Search Sections in the Primo VE Record"  
[https://knowledge.exlibrisgroup.com/Primo/Product\\_Documentation/020Primo\\_VE/050Other\\_Configuration/Mapping\\_to\\_the\\_Display%2C\\_Facets%2C\\_and\\_Search\\_Sections\\_in\\_the\\_Primo\\_VE\\_Record](https://knowledge.exlibrisgroup.com/Primo/Product_Documentation/020Primo_VE/050Other_Configuration/Mapping_to_the_Display%2C_Facets%2C_and_Search_Sections_in_the_Primo_VE_Record)





## Next Steps

# Primo VE Home Page – **Next Steps**

- Check that Primo VE Discovery Front End UI URL access works
- Review institution and view settings
- Review Primo VE Trainings in the Knowledge Center
- If needed, review how to use a basic embedded search box code which you can locally modify or use

[https://knowledge.exlibrisgroup.com/Primo/Product\\_Documentation/020Primo\\_VE/008Primo\\_VE\\_User\\_Interface/010Primo\\_VE\\_Customization -  
\\_Best Practices#Creating a Search Box With Deep Links to Primo VE](https://knowledge.exlibrisgroup.com/Primo/Product_Documentation/020Primo_VE/008Primo_VE_User_Interface/010Primo_VE_Customization_-_Best_Practices#Creating_a_Search_Box_With_Deep_Links_to_Primo_VE)

# That's it!

## Questions?





Thank you!

[Russell.Thompson@exlibrisgroup.com](mailto:Russell.Thompson@exlibrisgroup.com)